



**AMAZONE**

Trailed disc & tine combination cultivator ***Ceus***



# Ceus – everything in the one machine!



Ceus 7000-2TX Super combined with the XTender 4200 rear hopper for catch crop sowing or fertilisation

The Ceus trailed disc & tine combination cultivator, in working widths from 3 m to 7 m, is ideal for the deep loosening of soils together with the simultaneous incorporation of a large amount of organic matter at the shallowest possible depth. The combination of a disc element followed by tines enables the Ceus to offer the advantages of both disc harrows and cultivators in a single compact machine. The Ceus is recommended for stubble cultivation, but can also be used for primary soil tillage, deep loosening and seedbed preparation.



	Page
The advantages at a glance	4
The Ceus system	6
Ceus-TX and Ceus-2TX trailed disc & tine combination cultivator	8
Drawbar and mounting   Chassis	10
Working depth adjustment	12
Disc element   Face seal	14
Tine element	16
C-Mix share systems	18
Levelling systems	20
Base execution   Roller range	22
Following roller and harrow combination	24
Universal conveying systems   GreenDrill	26
FTender mounted front tank   XTender rear tank	28
Technical data	30

**Want to learn more about operating the machine?  
Click here to go to SmartLearning:**

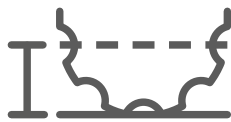


[www.amazone.net/smartlearning](http://www.amazone.net/smartlearning)

# The Ceus-TX and Ceus-2TX trailed disc & tine combination cultivator



3 to 7 m



5 to 14 cm



5 to 35 cm



Up to 15 km/h

# The advantages at a glance:

- + Shallow soil tillage with intensive mixing and deep loosening in only one pass
- + Intensive mixing of the soil and reliable depth control combined with low fuel consumption
- + Optional solo operation with only the disc element or with only the tine element ensures maximum flexibility for soil tillage
- + Disc element with maintenance-free disc bearings, stone safety release via the elastic sprung rubber buffer blocks and individual disc suspension
- + Excellent quality of work even under the most arduous of conditions, made possible by the high release forces of the overload protection system on the C-Mix Super and C-Mix Ultra tines
- + High manoeuvrability on the headland and excellent driving characteristics on the road thanks to the oversized centre running gear

## MORE INFORMATION

[www.amazone.net/ceus](http://www.amazone.net/ceus)



**PRODUCT FILM**  
Find out more



**SMARTLEARNING**  
[www.amazone.net/smartlearning](http://www.amazone.net/smartlearning)

# The Ceus system

Mixing on the surface, loosening at depth



Ceus 3000-TX in work

## Multiple operational processes in a single pass

With the trailed disc and tine combination cultivator, several operational processes can be combined in one pass. So, the front disc segment with serrated 510 mm discs enables shallow cultivation at working depths of 5 to 14 cm.

The following C-Mix tine element can then be used for the subsequent loosening down to a depth of 35 cm. At the same time, the downforce of the tine element which occurs during tillage increases the cutting effect of the front disc element.



Ceus with disc element and tine element in the working position



## The system in comparison with a cultivator

The Ceus is the universal machine for soil tillage. The principle of the Ceus is different from that of an ordinary cultivator. When the two implements are compared, the Ceus shows its strengths first and foremost with its intensive mixing. The front disc element helps with distribution and incorporation, especially in fields with a large amount of

organic material. The low pulling power requirement of the Ceus provided by the wider spacing of the tines is also sure to impress when deep loosening. The front disc element means that the Ceus gets by with a larger tine spacing without having to compromise its mixing performance.

### The front disc element

- ✔ Organic matter is thoroughly shredded and mixed
- ✔ This promotes rotting
- ✔ If only deep loosening is required, the disc element can be lifted out of work, even at the maximum working depth of the tine element

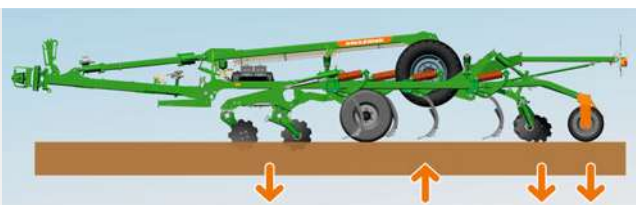
### The tine element

- ✔ The following tine element enables those deep soil layers to be loosened down to 35 cm
- ✔ Flexible working depth adjustment also allows a shallow working depth of the tines just below the disc element
- ✔ It is also possible to work without the tine element for shallow surface soil movement

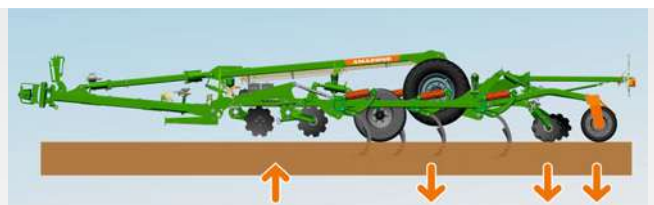
### The combination makes the difference

- ✔ The combination of the disc and tine element provides extremely reliable and economical soil tillage in short windows of use
- ✔ Complete movement of the soil horizon thanks to the combination of the disc and tine elements

- ❶ “On the other hand, the Ceus manages with less pulling power for deep soil cultivation.”  
 (“top agrar” - System comparison “Everything with one machine?” - 06/2021)



Operation with the disc element but without the tine element



Operation with the tine element but without the disc element

# Ceus-TX

For the perfect mix



Ceus 3000-TX cultivating stubbles

With the Ceus-TX, AMAZONE also offers a rigid machine for smaller farms with tractors from 150 hp. The Ceus 3000-TX and Ceus 4000-TX models are equipped with centre running gear. They are sure to impress with an excellent quality of work and high manoeuvrability as a result of the narrow working width and the centrally-located TX running gear.

Model	Working width
Ceus 3000-TX	3.0 m
Ceus 4000-TX	4.0 m



#### Overview of the Ceus-TX:

- ✔ Hydraulic working depth adjustment of the disc element
- ✔ Manual working depth adjustment of the tine element via eccentric pins
- ✔ Depth control is provided via the roller and lower link cross shaft
- ✔ The right roller for every soil type



# Ceus 2TX

Folding for high outputs and fast transport



The Ceus-2TX, in working widths from 4 m to 7 m, is designed for farms with large acreages but short application windows. The Ceus offers maximum performance under all conditions thanks to the combination of the disc and tine elements. Depending on the working width, the Ceus-2TX requires tractors from 200 hp. The folding frame also means that the Ceus to be driven comfortably and quickly on the road.

Model	Working width
Ceus 4000-2TX	4.0 m
Ceus 5000-2TX	5.0 m
Ceus 6000-2TX	6.0 m
Ceus 7000-2TX	7.0 m



#### Overview of the Ceus-2TX:


- ✔ Hydraulic working depth adjustment of the disc element
- ✔ Optional hydraulic working depth adjustment of the tine element
- ✔ Exact depth control via drawbar and following roller and also the additional support wheels at working widths from 6 m
- ✔ The right roller for every soil type

# Drawbar and mounting


Always ready for action

## Sturdy drawbar

The narrow drawbar of the Ceus offers a very tight turning radius both in the field and on the road. The Ceus follows the contours without any problems even in difficult terrain thanks to the drawbar, which is freely movable in the working position. The Ceus-2TX has a drawbar with a hydraulic top tie bar. This ensures that the machine can be easily lifted and lowered. The drawbar of the rigid Ceus-TX is also narrow but, unlike the Ceus-2TX, does not have a hydraulic top tie bar. This is not required due to the mechanical depth control.



Drawbar of the Ceus 3000-TX



Drawbar of the Ceus 5000-2TX

## A wide range of linkage systems for every tractor

Comprehensive and suitable mounting and drawbar options for the Ceus are available for every tractor. The flange plate allows the easy and quick mounting of any of the linkage options. Furthermore, the linkage category can be quickly changed on the lower link cross shaft.

Only the linkage pins are interchanged for this purpose. As a result, the appropriate linkage can be selected for any tractor, no matter whether Cat. 3N, 3, 4 or 4N lower link cross shafts, various towing eyes or the K80 ball coupling are used.



# The chassis

Compact on the headland – Comfortable on the road



Ceus-TX during road transport

## Integrated running gear for high manoeuvrability

Thanks to its oversized wheels, the integrated TX centre running gear ensures minimal surface pressure on the field. The compact design and the central positioning of the running gear mean that tight turning on the headland is not a problem. The optimum weight distribution also provides comfortable road transport at speeds of up to 40 km/h.



Ceus-2TX during road transport

# The working depth adjustment

Clear and precise!



Ceus 5000-2TX Ultra cultivating stubbles



## Comfortable working depth adjustment

The working depth of the front disc element in the Ceus-TX and Ceus-2TX is easily adjusted hydraulically. The tine element and the levelling unit in the Ceus-2TX can also be equipped with hydraulic working depth adjustment. Hydraulic adjustment of the tine element is also possible when operating without a roller. The tine element and the levelling unit can be mechanically adjusted via spindles as an alternative. Only mechanical working depth adjustment of the tine element is available for the rigid Ceus-TX.

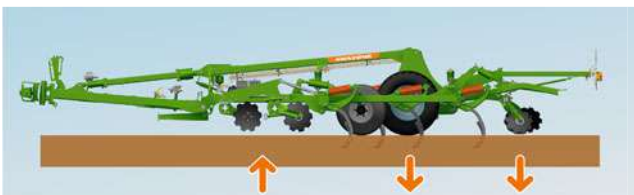


Working depth displays of the three tool elements all in one view

## Operation without a roller


However, the Ceus-2TX can be also operated without rollers in very wet conditions. In this case, it is no longer guided at the rear via the rollers but via the running gear. Each wheel track is immediately loosened again by means of the tines following behind the wheels of the running gear.

Spacers on the piston rod of the running gear lift cylinder can be easily swivelled in to hold the running gear at the desired working depth.



## Smooth running

To ensure that the machine runs smoothly, even at the larger working widths, and operates at a constant depth, additional pressurised support wheels are integrated into the machine from a working width of 6 m. A tine is also mounted behind each wheel, so that the wheel tracks are always loosened.



# The disc element

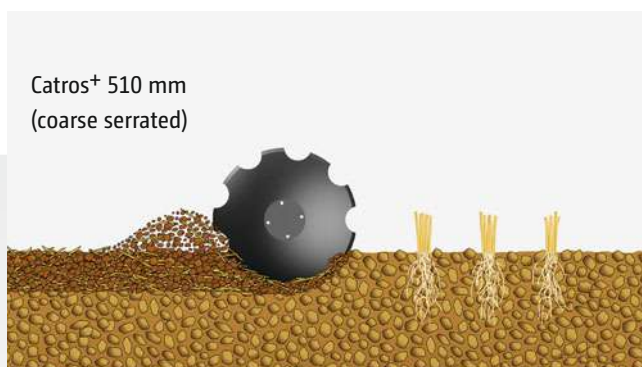
**Blockage-free operation even where there are large amounts of straw**

## The front disc element – perfect shredding and mixing

The front discs distribute the organic matter by intensively shredding and mixing the crop residues on the soil surface. At the same time, a finely crumbled structure occurs within that top soil layer. This creates optimum conditions for rotting on the one hand and excellent germination and emergence conditions on the other. The working depth of the disc element is adjusted via a parallelogram linkage, whereby the intensity of engagement can be changed by turning the disc element.

## Catros<sup>+</sup> discs – for a more intensive mixing

The serrated, 510 mm diameter Catros<sup>+</sup> discs are characterised by their more aggressive operation and a more reliable penetration even under difficult conditions. The optimum operational range of these discs is for stubble tillage, seed-bed preparation and also the incorporation of catch crop residues.

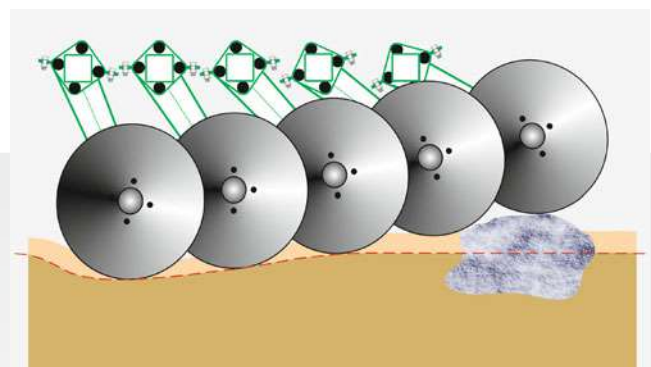


## Perfect – individually suspended discs

Each individual disc is suspended from the frame on elastic sprung rubber buffer blocks across all models. This is much better than in machines with a rigid disc suspension, as each concave disc can individually follow the ground contours, meaning that wheel tracks are not simply just filled in but worked intensively. This makes for a consistent shallow tillage, even if the soil surface is uneven. At the same time, the individual suspension of the discs enables the optimum passage of large amounts of organic matter in comparison to machines where the discs are mounted in pairs, thereby increasing the through-flow.

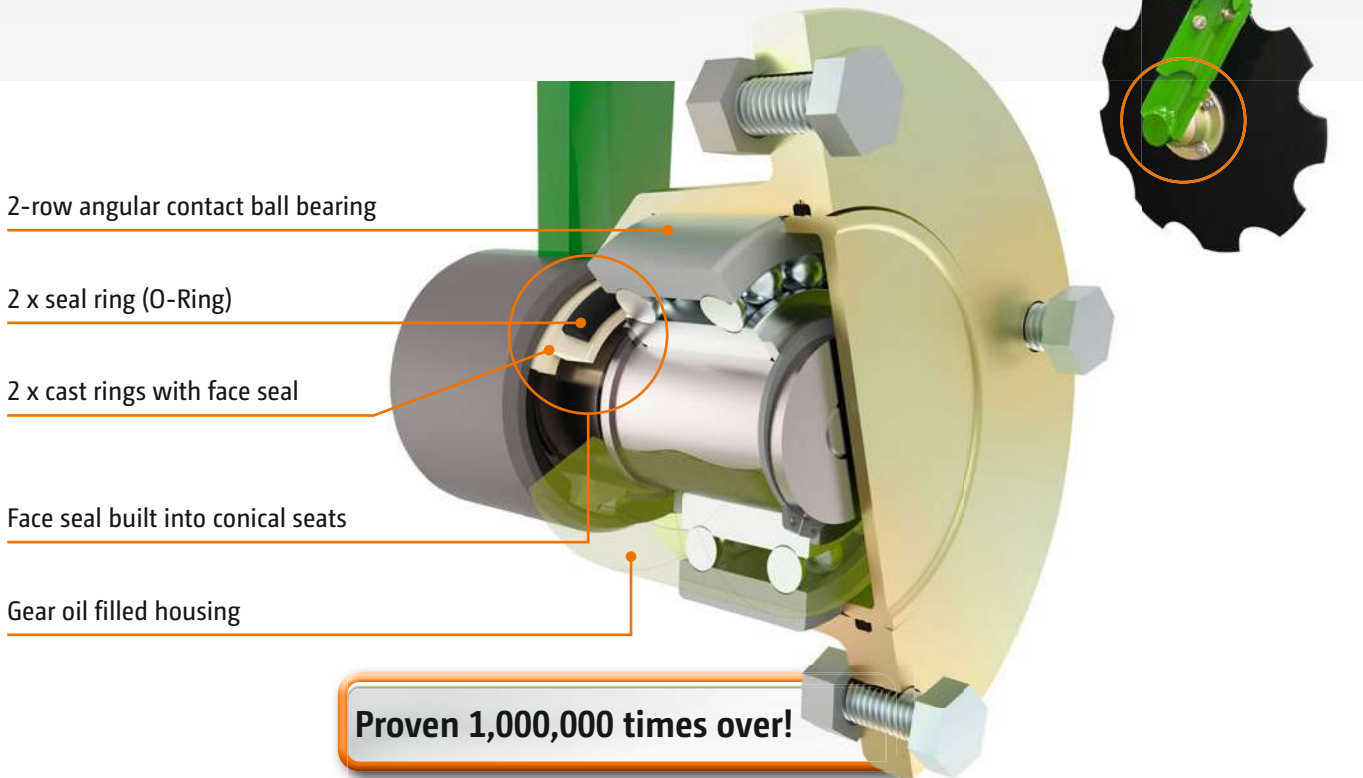
## Reliable and absolutely maintenance-free!

The elastic sprung rubber buffer blocks for suspending the discs, not only ensure optimum contour following, but also act as overload safety protection on each individual disc. The large-dimensioned sprung rubber buffer blocks are maintenance-free and feature a long spring deflection that provides you with peace of mind, even in stony ground.



# Face seal

Reliability and comfort are the key



## No lubrication ever again – thanks to the maintenance-free disc bearings

With no need to lubricate the disc bearings, this results in a significantly reduced overall maintenance time. Face seals have been used for decades in road construction equipment where rollers on the running gear of caterpillar-tracked vehicles have to be effectively sealed and work with complete reliability under the toughest of operational conditions.

### The benefits

- ✔ Maintenance-free disc bearings with face seals and life-long lubrication
- ✔ Maintenance-free overload protection via rubber spring elements
- ✔ Individual disc suspension for optimised contour following and excellent through passage



# The tines

Super or Ultra – tine systems for any soil type

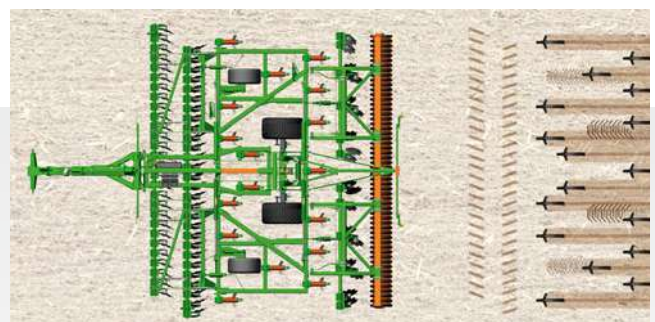


Ceus 5000-2TX Ultra with C-Mix Ultra tines

## The tine element for deep loosening

With the following tine element, loosening of the deeper soil layers down to 35 cm is possible. However, it is also possible to work shallowly, so that the point runs just below the working depth of the disc harrow in wet and heavy conditions. This loosens the horizon and creates a rougher structure in the soil, thereby significantly reducing the risk of capping on these types of soil.

The AMAZONE C-Mix share system is available for use on the tine element. With a tine spacing of approx. 40 cm, the Ceus proves to be particularly easy to pull while allowing a high passage of organic matter, even when deep loosening. The tine element can be lifted and work carried out with just the front disc element if only shallow stubble cultivation is required.



A tine for wheel track loosening runs behind each wheel





Video of Ceus 5000-2TX in use:  
[www.amazone.net/yt-ceus-ultra](http://www.amazone.net/yt-ceus-ultra)

### C-Mix Super tines with pressure spring overload protection



#### The benefits:

- ✔ For operating in conditions with an occasional overload
- ✔ Protects the frame against excessively high forces
- ✔ Automatically resets after triggering – high force ensures a reliable reset
- ✔ Trigger force 600 kg for high operational reliability

### C-Mix Ultra tines with hydraulic overload protection




#### The benefits:

- ✔ For operating in conditions where there is regular triggering
- ✔ Protects the frame against high forces
- ✔ Damped via the hydraulic cylinder when it is reset after triggering – less wear in conditions with a large number of trip cycles
- ✔ Adjustable trip force from 600 to 800 kg for tailored operational reliability

# The shares

The heart of any cultivator



C-Mix share 40 mm

## C-Mix share system

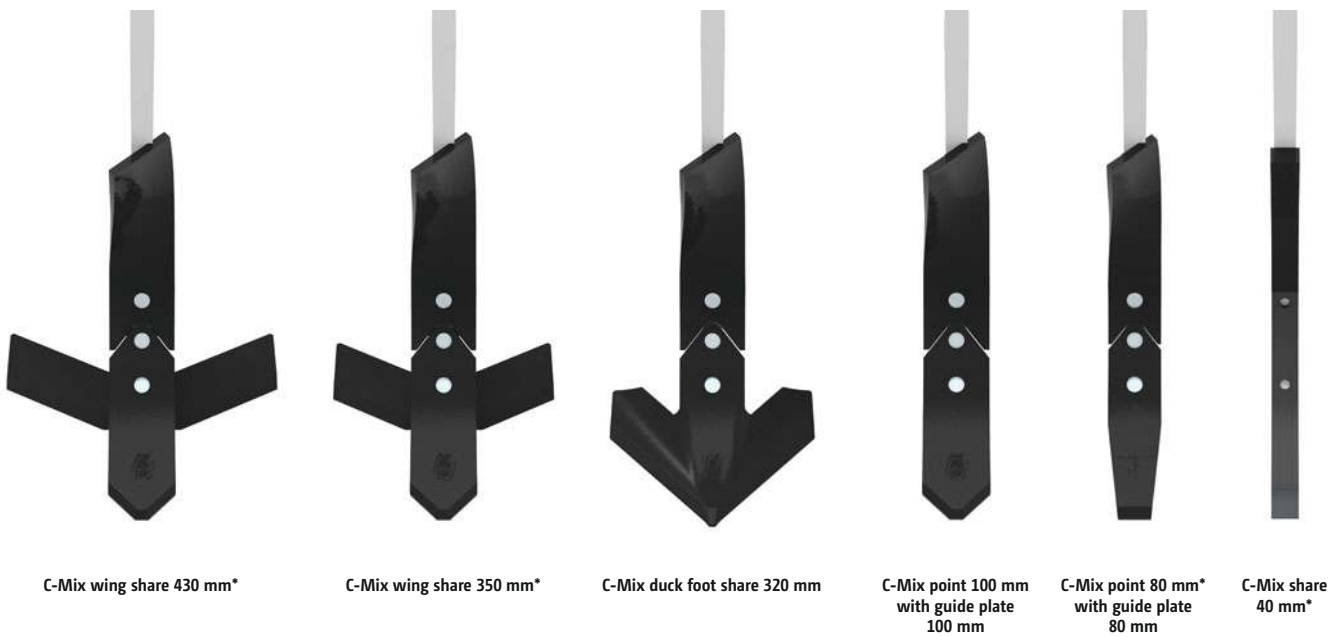
The separation of guide plate from the share point above all serves to reduce wearing metal costs. Depending on soil type, location and soil moisture, 3 to 5 share points can be worn prior to exchanging the guide plate. The new guide plates on the C-Mix share system are manufactured with a spiral design that ensures, in combination with the

optimum radius of the guide plate, the perfect deflection of the soil flow and thus a very high mixing intensity but yet with a lower power requirement. With the proven C-Mix share system AMAZONE offers a wide range of soil-engaging shares.

# C-Mix share system

The right type of share for every field of application

\*also available in a HD variant



## Everything in the one hand

AMAZONE offers an extensive selection of different shares for the wide range of application of the Ceus. The various wing shares ensure excellent loosening together with a full-surface movement at a medium working depth. The narrower 80 mm and 100 mm shares loosen the soil even at slightly deeper working depths. The 40 mm C-Mix narrow share should be used for even deeper loosening down to 35 cm.

## HD shares

The 430 mm wing share, the 350 mm wing share, the 80 mm point and the 40 mm share are also available as a hardwearing HD version especially for areas that have very abrasive operating conditions. During the entire lifespan, the length of the share is maintained. This means that no readjustment of the depth is necessary. Depending on application and soil conditions, the service life is up to five times longer than with the standard points.

# Tailored levelling!

The best prerequisite for the best reconsolidation



Ceus 3000-TX in action in maize stubbles

## Levelling and crumbling

Top-class levelling of the worked soil horizon is the basic requirement for an even reconsolidation. This is why an additional row of levelling discs is mounted behind the tine rows.

To ensure a clean matching to the next bout, the height and angle of the side discs are adjustable.

## Levelling discs

For use in medium to heavy soils, levelling discs behind the tines are recommended. The serrated 460 mm diameter levelling discs have a powerful mixing effect and provide a consistent drive, even where there are large amounts of straw.



460 mm



## Reliable disc bearings

The individual concave discs are mounted via elastic sprung rubber buffer blocks and thus feature a maintenance-free overload safety device. The bearings of the discs are, of course, maintenance-free.



The outer closers – individually adjustable in height and angle

# The roller range – reconsolidation and depth control

A wide range of rear rollers for reconsolidating the soil are available for all AMAZONE soil tillage implements. Decide which roller suits your farm best!



		Designation, diameter	SW cage roller 600 mm				UW U-Profile roller 580 mm				KW wedge ring roller 580 mm			
			-	o	+	++	-	o	+	++	-	o	+	++
Soil suitability	Light, sticky soils (peat)													
	Light soils (sand)													
	Medium soils													
	Heavy soils													
	Heavy soils (clay)													
Working method	Crumbling													
	Reconsolidation													
	Self-driving ability (less slip)													
	Carrying capacity													
	Insensitive to stones													
	Insensitive to sticky soils													
	Little tendency to block													
Weight per m of working width			114 kg				125 kg				175 kg			
Rear harrow			optional				optional				optional			

Further options




Sprung clearing system

- less suited  
o suited  
+ well suited  
++ very well suited



## Roller bearings


All following rollers on AMAZONE soil tillage implements are equipped with bolt-on bearing shafts. This reduces repair work to a minimum in the case of bearing damage. The robust spherical roller bearings provide high reliability and a long service life.



## HD roller bearings

The roller bearings are now available as an option in an HD version for maximum operational reliability and an extreme service life

- ✔ Extreme service life thanks to a metallic face seal
- ✔ Completely maintenance-free with life-long lubrication thanks to the gear oil filling
- ✔ Robust and insensitive due to spherical roller bearings instead of ball bearings



KWM wedge ring roller with Matrix tyre profile 600 mm	KWM wedge ring roller with Matrix tyre profile 650 mm	DW disc roller 600 mm	TW tandem roller 520/380 mm	DUW Double U-Profile roller 580 mm	DDU double disc U-profile roller 600 mm	DDW Double disc roller 600 mm
- ○ + ++	- ○ + ++	- ○ + ++	- ○ + ++	- ○ + ++	- ○ + ++	- ○ + ++
178 kg	205 kg	219 kg	160 kg	185 kg	255 kg	270 kg
optional	optional	optional	-	optional	-	-



# Combination of rear roller and harrow

## The perfect supplement to seedbed preparation

For seedbed preparation, the Ceus can also be equipped with a harrow for many of the rollers. The following harrow creates a very fine-crumbled soil surface structure and thus

the perfect germination conditions for the following crops. An additional advantage when using the harrow is the optimised straw distribution.



Harrow system for SW, PW, KW & UW rear rollers



Harrow system for TW & DUW following rollers



Harrow system for KWM & DW following rollers



Sprung clearing system for UW rear rollers



# Perfect for shallow soil tillage



Changing over to the double tine harrow is simple and works in the same way as changing over or mounting or demounting the following roller, because the same roller frame is used.

## No roller, but with the double tine harrow instead

In addition to the extensive following roller programme, AMAZONE also offers a double tine harrow for the Ceus. Instead of the targeted reconsolidation of the soil via the following roller, the double tine harrow, on the contrary, ensures that the crop residues are more evenly distributed and that the surface is optimally levelled. In the spring, the double tine harrow makes shallow operation possible and thus ensures a quicker warming and drying of the soil. Thanks to the universal and flexible application possibilities of the Ceus, these are the perfect all-rounders on any farm.

## The shallow Duo

The double harrow and duckfoot shares are the ideal combination for mechanical weed control and shallow soil tillage. Any capping of the upper 1 to 2 cm of the surface, for instance after rain, is broken up and thus the soil is aerated. Weed and disease carryover is improved because the double tine harrow leaves the grown weeds on the soil surface which then dry out. In this way, any impairment in the crop growth is minimised and the application of crop protection agents is reduced accordingly.

## Why work shallow?

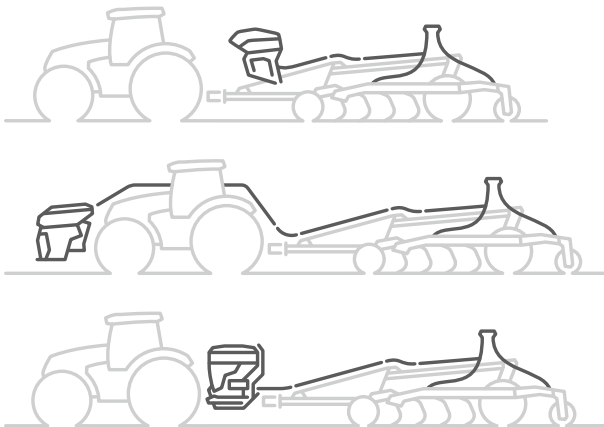
- ✔ The soil is loosened near the surface so that the aeration of the soil, and thus the root growth, is increased
- ✔ An increased activity of the micro-organisms is promoted and thus nutrients are mobilised
- ✔ Minimisation of any evaporation of water in the soil

Double harrow when shallow cultivating



# Universal conveying systems – the choice is yours!

Combine the trailed soil tillage range with an optimum seeding system ...



## Advantages of conveying systems with a segmented distributor head

- ✔ Optimum lateral distribution across the entire working width
- ✔ Combination of the different sowing systems
- ✔ High application rates possible
- ✔ Variable with 12 to 48 outlets
- ✔ Part-area, site-specific sowing



Convenient operation via the ISOBUS terminal

Model	Hopper capacity (l)
<b>Catch crop seeder box</b> GreenDrill 501	500
<b>Mounted front hopper</b> FTender 1600 FTender 2200	1,600 2,200
<b>Rear hopper</b> XTender 4200 XTender-T 4200	4,200 4,200

## ... it makes no difference whether it's the GreenDrill, XTender or FTender

The universal conveying system enables you to combine your Ceus with different sowing systems. For example, the GreenDrill 501, with its 500 l hopper capacity, can be used in exactly the same way as the front or rear hoppers with their respective capacities of 1,600 to 4,200 l. In addition to catch crops, other seeds or even mineral fertilisers such as micro-granules can be applied.



Easy exchange of the metering rollers

# GreenDrill

## Universal catch crop seeder box for fine seed and catch crops

### Catch crop sowing and soil tillage in one operational pass

To enable you to apply catch crops directly or together with a soil tillage pass, AMAZONE offers the GreenDrill 501 catch crop seeder box. The GreenDrill seeder box has a capacity of 500 l and is easily accessible via steps.

### The benefits

- ✔ Applying catch crops and fine seeds directly in combination with a soil tillage tool
- ✔ High application rates are also possible as a result of different metering rollers
- ✔ Even distribution via baffle plates
- ✔ Safe and convenient access via steps
- ✔ Precise metering with excellent lateral distribution
- ✔ Comfortable machine control via ISOBUS (GD 501) possible, thereby enabling part-area, site-specific processing of application maps



GreenDrill 501: for all trailed machines - with a 500 l hopper capacity and hydraulic blower fan



GreenDrill 501



# FTender and XTender

Mounted front hopper and rear hopper for higher outputs



XTender 4200 with a capacity of 4,200 l



FTender 1600 mounted front hopper with a capacity of 1,600 l



XTender 4200 mounted hopper with a capacity of 4,200 l

## FTender

AMAZONE offers a universal mounted front hopper for versatile use in combination with seed drills and soil tillage equipment in the shape of the FTender with a capacity of 1,600 or 2,200 l.

Thanks to complete ISOBUS integration, the hoppers can be operated via the ISOBUS operator terminal. The application rate can even be provided via application map on a part-area, site-specific basis as well as being used in combination with GPS-Switch (SectionControl).

## XTender

AMAZONE also offers two rear hoppers with a capacity of 4,200 l in the shape of the XTender (mounted). The rear hopper also features a twin outlet pressurised hopper with a 50/50 split, so that two different materials, such as fertiliser and seed, can be applied simultaneously.

### Advantages of conveying systems with a segmented distributor head

- ✔ Highly efficient as a result of the large hopper capacity
- ✔ Lower machine costs owing to more flexibility and more applications
- ✔ Precise working due to its completely integrated ISOBUS control



FTender 1600 mounted front hopper with Genius-2TX

# Technical data

## Ceus-TX and Ceus-2TX

Ceus-2TX trailed disc & tine combination cultivator	Ceus 3000-TX	Ceus 4000-TX	Ceus 4000-2TX	Ceus 5000-2TX	Ceus 6000-2TX	Ceus 7000-2TX
Working width (m)	3.00	4.00	4.00	5.00	6.00	7.00
Linkage	Lower link		Lower link, ball, adjustable drawbar			
Execution	rigid		folding			
Operational speed (km/h)	8–15		8–15			
Power requirement from/to (hp)	50–80		50–80			
Disc diameter/ thickness (mm)	510/5		510/5			
Disc spacing (mm)	250		250			
Tine spacing: discs (mm)	125		125			
No. of discs	24	32	32	40	48	56
Angle of attack	front 17° rear 14°		front 17° rear 14°			
Working depth: disc element (cm)	5–14		5–14			
Tine spacing: tine element (cm)	42.80	44.40	40.00	41.60	40.00	41.20
Working depth: tine element (cm)	5–35 <sup>4</sup>		5–35 <sup>4</sup>			
No. of tines	7	9	10	12	15	17
Number of tine rows	2		3			
Tine execution	Super	Super	C-Mix Super tines with pressure spring overload protection			
	Ultra	–	C-Mix Ultra tines with hydraulic overload protection			
Transport length with road lights (m)	8.40		9.80			
Transport width (m)	3.00	4.00	2.95			
Transport height (m)	1.99		2.80	3.30	3.70	4.00
Weight without roller (kg)	4,431	4,929	6,880	7,050	8,970	9,140
Weight (kg) (Base machine, simplest execution, KW580)	4,785	5,380	7,560	7,890	9,950	10,260
Permitted support load (kg)	900	1,000	1,500	1,500	1,900	1,900
No. of d/a tractor spool valves	2		2, 3 <sup>1</sup> , 4 <sup>2</sup> , 5 <sup>3</sup>			
Frame height (cm)	80		80			

<sup>1</sup>with hydraulic depth adjustment

<sup>2</sup>with hydraulic adjustment of the levelling unit

<sup>3</sup>with hydraulic adjustment of the disc element

<sup>4</sup> 35 cm working depth only with 40 mm C-Mix share

Illustrations, content and technical data are not binding and may differ depending on the level of equipment. Country-specific road traffic regulations apply and must be complied with, meaning that special approval may be required. The permissible axle loads and total weights of the tractor should be checked. Not all the listed combination options are possible with all tractor manufacturers.

# Technical data

## FTender mounted front hopper and XTender rear hopper

	FTender 1600	FTender 1600 with front tyre packer	FTender 2200	FTender 2200 with front tyre packer	FTender 2200 C
<b>FTender mounted front hopper</b>					
Hopper capacity(l)	1,600		2,200		
No. of metering units	1				2
No. of spool valves required	1 single-acting (front) with pressure-free return				
Oil flow from (l/min)	28				
Attachment to tractor	3-point linkage mounted Cat. 3/4N				
Permissible total weight (kg)	3,421	3,421	4,118	4,118	4,203
Overall width (mm)	2,504	2,504	2,504	2,504	
Fill height (mm)	1,402	1,581*/1,737	1,582	1,762*/1,917	
Overall length (mm)	1,698	2,093	1,698	2,093	
Unladen weight (kg)	526	1,111	661	1,246	783

\*Packer in transport/working position

	XTender 4200	XTender-T 4200 (only available in Russia)
<b>XTender rear hopper</b>		
Hopper capacity(l)	4,200	
Maximum pulling power (HP)	600	
Ratio of hopper split	50/50	
No. of spool valves required	1 single-acting spool valve with pressure-free return	1 single acting spool valve with pressure-free return, 1 double-acting
Attachment to tractor	3-point linkage Cat. 3/4N	lower linkage ball coupling towing eye
Machine mounting	Lower linkage Cat. 3/4N	lower linkage ball coupling towing eye
Permissible support load on linkage (kg)		
Lower linkage	3,000	4,000
Ball coupling	–	4,000
Flange drawbar	–	3,500
Permissible total weight (kg)	7,200	12,000
Overall width (m)	2.90	2.90
Fill height (m)	2.12	2.80
Overall length (m)	1.98	6.00
Unladen weight (kg)	1,300	3,400

Illustrations, content and technical data are not binding and may differ depending on the level of equipment. Country-specific road traffic regulations apply and must be complied with, meaning that special approval may be required. The permissible axle loads and total weights of the tractor should be checked. Not all the listed combination options are possible with all tractor manufacturers.



# AMAZONE



Illustrations, content and technical data are not binding and may differ depending on the level of equipment. Country-specific road traffic regulations apply and must be complied with, meaning that special approval may be required. The permissible axle loads and total weights of the tractor should be checked. Not all the listed combination options are possible with all tractor manufacturers.



**AMAZONEN-WERKE H. DREYER SE & Co. KG**  
P. O. Box 51 · 49202 Hasbergen-Gaste/Germany  
Phone +49 (0)5405 501-0 · Fax +49 (0)5405 501-193