



**AMAZONE**

Mounted cultivator ***Cenius***

Trailed cultivator ***Cenius-2TX***





# Effective and efficient – the Cenius and Cenius-2TX cultivator family



❗ "The Amazone Cenius 6003-TX achieved the best results both in short and long stubble."  
 (Farmers Magazine East – shallow, however, thorough · 08/2017)

❗ "The bottom line is that the Amazone Cenius (5003-2TX Super) was the easiest to pull."  
 (profi – comparison test: semi-mounted cultivators Part 1 · 5/2017)



The Cenius mounted cultivator, in working widths from 3 m to 4 m, and the Cenius-2TX trailed cultivator, in working widths from 4 m to 7 m, are characterised by an excellent quality of work, low fuel consumption and complete flexibility. The cultivator offers the right solution for every farm with a wide selection of different shares, rear rollers and other equipment options.



	Page
The models	4
The advantages at a glance Cenius and Cenius-2	6
Cenius 3003, 3503 and 4003   Cenius 4003-2	8
The advantages at a glance Cenius-2TX	10
Cenius-2TX	12
Running gear   Depth control	14
Overview of the models	16
Tine element	18
C-Mix share systems	20
Scope of operation	22
Levelling systems	24
Base execution   Roller range	26
Rear roller and harrow combinations	28
Optional equipment	30
Universal conveying systems   GreenDrill	32
FTender mounted front hopper   XTender rear hopper	34
AMAZONE service	36
Technical data	38

# Introducing the strong line-up

All the models at a glance

When it comes to the question of choosing an implement, many farms are looking for a tool that will not only help to reduce establishment costs but also be as versatile as possible. The solution is offered by the Cenius mulch cultivators, in either a mounted version in 3 m to 4 m, or the trailed Cenius-2TX cultivators in 4 m to 7 m. These can operate from shallow stubble work down to top soil deep loosening.

With its different levels of equipment, the implement can be matched to virtually any field conditions. In conjunction with either an active or passive AMAZONE sowing combination, a superb start for modern sowing systems is provided.



Cenius 3003 Special

Model	Working width
Cenius 3003 Special/Super	3.0 m
Cenius 3503 Super	3.5 m
Cenius 4003 Super	4.0 m



Cenius 4003-2 Super

Model	Working width
Cenius 4003-2 Special/Super	4.0 m

## More with less – Cenius

- ✔ More strength
- ✔ More possibilities of use
- ✔ More comfort and convenience
- ✔ Less blockages
- ✔ Less fuel
- ✔ Less wearing costs



Cenius 5003-2TX Super

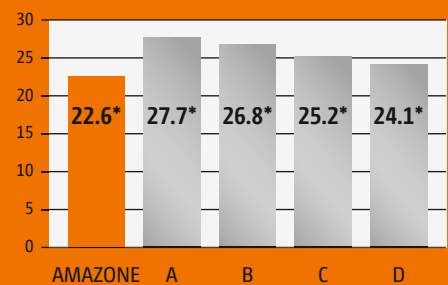
Model	Working width
Cenius 4003-2TX Super/Ultra	4.0 m
Cenius 5003-2TX Super/Ultra	5.0 m
Cenius 6003-2TX Super/Ultra	6.0 m
Cenius 7003-2TX Super/Ultra	7.0 m

## ✔ WINNER ON POINTS: "The most easy to win and the most economical"

Out of 27 evaluation criteria: **9 times VERY GOOD, 14 times GOOD**

AMAZONE Cenius 5003-2TX Super achieved top results in the big comparison test published in profi magazine 5/2017 and 6/2017

In 2016, "profi" magazine tested semi-mounted cultivators in 4.6 to 5 m working widths in practical operation. The test took place at working depths of 6 cm, 15 cm and 25 cm. As an average of these applications, the tractor in front of the Cenius featured the most favourable fuel consumption – around about 1.5 l less than the next best test contender. When stubble tilling at 6 cm depth, the Cenius equipped with duck foot shares consumed just 5 l/ha, which was the most economical cultivator on trial.



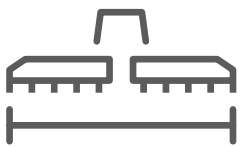
\* Average fuel consumption in l/ha

❗ "The Cenius almost always consistently comes out the best, especially for its power requirement and ease of adjustment."

(profi – comparison test: semi-mounted cultivators Part 2 · 6/2017)



# Cenius mounted cultivator



3 to 4 m



5 to 35 cm



Up to 15 km/h



27 to 31 cm

## The advantages at a glance:

- ⊕ Varied range of application from shallow stubble cultivation to topsoil deep loosening thanks to a wide range of shares
- ⊕ Stepless mechanical working depth adjustment, or comfortable adjustment from the cab via full hydraulic working depth adjustment as an option
- ⊕ Excellent quality of work even under the most arduous of conditions, made possible by the high release forces of the overload protection system on the C-Mix Special and C-Mix Super tines
- ⊕ Levelling unit provides optimum levelling under any conditions and can be easily adjusted hydraulically from the cab as an option
- ⊕ Rear rollers for any soil type ensure optimum reconsolidation

### MORE INFORMATION

[www.amazone.net/cenius](http://www.amazone.net/cenius)



**PRODUCT FILM**  
Find out more



**SMARTLEARNING**  
[www.amazone.net/smartlearning](http://www.amazone.net/smartlearning)



# Cenius 3003, 3503 and 4003

3-stagger mounted cultivator in working widths 3 m, 3.5 m and 4 m

## Implement adjustment made easy!

A convenient, and above all quick implement adjustment was the focus during the development of the Cenius cultivator range.

As standard, the working depth is adjusted steplessly via a setting spindle, mechanically, tool-less and centrally at just one point on the machine. An easily visible and robust scale serves as an indicator to the amount of adjustment. In addition, the Cenius is also available with hydraulic depth control.

In this way, a response to differing soil and application conditions is possible on the move. An easily visible scale aids the quick adjustment from the tractor cab.

- ① Adjustment of the levelling unit
- ② Setting of the overall working depth via the hydraulic depth adjustment



Hydraulic cylinder for setting the depth of the tine section

Model	Working width
Cenius 3003 Special/Super	3.0 m
Cenius 3503 Super	3.5 m
Cenius 4003 Super	4.0 m



Cenius Special: C-Mix tines with shear bolt overload safety device and WW angle profile roller

- ✔ Thanks to the bolt-on lower link pins, and the two mounting heights for the top link and lower links, mounting to the tractor in either Category 3 or Category 3N can be achieved.





# Cenius 4003-2

Folding mounted cultivator in 4 m working width

## Cenius 4003-2, folding and 3-point linkage mounted

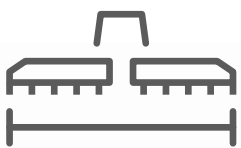
With the Cenius 4003-2, the 3-stagger cultivators are supplemented by a folding mounted cultivator. Due to the hydraulic folding, the Cenius 4003-2 can be safely transported on the road irrespective of its 4 m working width.



Model	Working width
Cenius 4003-2 Special/Super	4.0 m



# Cenius-2TX trailed cultivator



4 to 7 m



5 to 35 cm



Up to 15 km/h



28 to 30 cm



# The advantages at a glance:

- ⊕ Particularly easy to pull and fuel saving, yet with a very good loosening and mixing effect thanks to the optimum tine arrangement and tine angling
- ⊕ Fully hydraulic working depth adjustment for maximum comfort and precision working
- ⊕ Excellent quality of work even under the most arduous of conditions, made possible by the high release forces of the overload protection system on the C-Mix Super and C-Mix Ultra tines
- ⊕ A wide variety of levelling elements, which can be easily adjusted hydraulically from the cab, provide optimum levelling under any conditions
- ⊕ Rear rollers for any soil type ensure optimum reconsolidation
- ⊕ Working without a roller or with a double harrow ensures maximum flexibility

## MORE INFORMATION

[www.amazone.net/cenius-2tx](http://www.amazone.net/cenius-2tx)



**PRODUCT FILM**  
Find out more



**SMARTLEARNING**  
[www.amazone.net/smartlearning](http://www.amazone.net/smartlearning)



# The Cenius-2TX – a superior class of cultivator

Extremely low fuel consumption, extremely high output



Using the Cenius and the Cenius-2TX provides agronomical benefits – and over a wide range of applications

- ✔ Shallow stubble cultivation immediately after harvest: 5 to 12 cm
- ✔ Medium-deep soil tillage and intensive mixing in of crop residues: 12 to 20 cm
- ✔ Topsoil deep loosening: 20 to 35 cm
- ✔ Seedbed preparation in the spring
- ✔ Incorporation of solid and liquid manures and organic matter





Cenius 6003-2TX Super with C-Mix Super tines

### Maximum flexibility

The 4-stagger tine layout with pivoting tines, 28 cm tine spacing and 80 cm frame height ensure a variety of operation and will run blockage-free.

Model	Working width
Cenius 4003-2TX Super/Ultra	4.0 m
Cenius 5003-2TX Super/Ultra	5.0 m
Cenius 6003-2TX Super/Ultra	6.0 m
Cenius 7003-2TX Super/Ultra	7.0 m

### High output

Working widths of up to 7 m in combination with the optional traction assistance provide a high work rate. Thanks to its central running gear, the Cenius-2TX is especially manoeuvrable on the road and in the field.

### Fast on the road

550/45-22.5 tyres are fitted to all trailed Cenius-TX models as standard. 700/40-22.5 tyres are also available as an option for the larger units having a working width of 6 m and 7 m. When equipped with air braking, a high speed transport of up to 40 km/h is permitted.

### Maximum comfort

When using the optional fully hydraulic working depth adjustment, including a scale to read off the working position, you do not need to work with clips or similar items, and it also provides flexible adaption to varying soil conditions.

The optionally available hydraulic adjustment of the levelling discs offers remote adjustment of the levelling section from the tractor seat ensuring maximum of comfort and operational safety.

Due to the optimum shift in the centre of gravity, and the well thought-through hydraulic system, the wings of the Cenius-2TX fold out in just 10 seconds and thus sets the standard in its class. (profi comparison test: semi-mounted cultivators Part 2 · 6/2017)

❗ "In addition to its excellent finish, the Cenius 5003-2TX Super is characterised by very good incorporation, crumbling and levelling. Here, the release force of the overload safety protection is sufficient even at larger working depths. The spectrum of both the possible share options and the choice of rear rollers is very wide."  
(traction – working test AMAZONE Cenius 5003-2TX Super · 3/2016)

❗ "At a working width of 5 m, the mulch cultivator leaves an appealing quality of work. Even the long maize stalks are properly incorporated."  
(dlz agrar magazine · 02/2015)

❗ "Despite its length, the Cenius TX Super is very manoeuvrable."  
(traction – working test AMAZONE Cenius 5003-2TX Super · 3/2016)

# Excellent central running gear for every area of application



Cenius 5003-2TX Super in work with the DUW rear roller



Operating the 6003-2TX Super without the depth roller at the rear





Setting scale for the fully hydraulic depth adjustment of the tine element



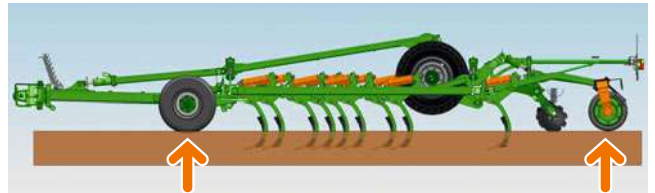
❗ "Due to the bolted clamps, the roller can quite easily be removed for wet conditions or for leaving a coarse 'autumn furrow'."  
(traction – working test AMAZONE Cenius 5003-2TX Super · 3/2016)

## Operational reliability in all circumstances

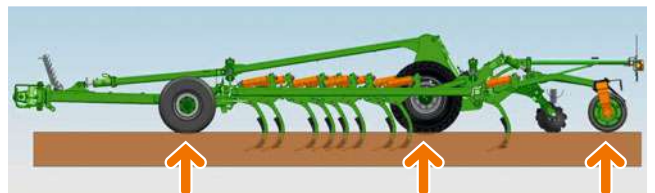
If it is intended to adjust the working depth whilst on-the-move to react to varying soil conditions or to repair harmful compaction, the optional fully hydraulic working depth adjustment is recommended. The working depth adjustment is carried out hydraulically via the support wheels and the rear roller as an option. Manual working depth adjustment via spindles is also available as an alternative.

It can be an advantage to allow the transport wheels to run in parallel on highly pressure-sensitive soils. The running gear thereby lightens the load on the rear roller. This is also not a problem for the Cenius-2TX.

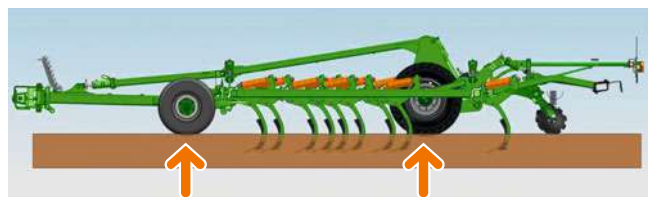
In very wet conditions, in late autumn or when leaving the field to overwinter, the Cenius-2TX can be operated without a depth roller. In this special case, the running gear serves as the depth control. The tines at the rear of the wheels serve as wheel mark eradicators to ensure a level finish.



Depth control via support wheels and the rear roller



Depth control via support wheels, running gear and the rear roller



Depth control via support wheels and the running gear

❗ "Comfortable and practical is the hydraulic depth adjustment of the tines which Amazone offers as an option."  
(profi Practice test "Trailed cultivators Part 2" · 06/2017)

# Equipment options for the various models



Cenius 3003

Model		Cenius 3003
		Cenius 3003 3503 4003
Linkage	Cat. 3	●
	Cat. 3N	●
	Cat. 4N	–
	K80	–
	Towing eye	–
Tines	Special	●*
	Super	●
	Ultra	–
Transport	Rigid	●
	Folding	–

\* only available for 3 m







Cenius 4003-2



Cenius 6003-2TX

Cenius-2 4003-2	Cenius 2TX 4003-2TX 5003-2TX 6003-2TX 7003-2TX
●	●
●	-
-	●
-	●
-	●
●	-
●	●
-	●
-	-
●	●



# C-Mix tines – the choice is yours

Special, Super or Ultra – the right solution for every task

## C-Mix Special tines with shear bolt overload safety protection

For the rigid 3 m and folding 4 m Cenius



C-Mix Special tines with shear bolt overload safety protection

- ✔ For operating conditions with infrequent overloading
- ✔ Protects the frame against excessively high forces
- ✔ Must be manually reset after triggering
- ✔ Trigger force 2,500 kg

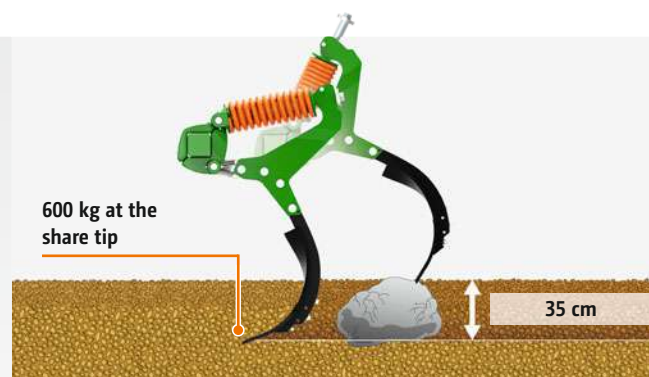
## C-Mix Super tines with pressure spring overload protection

For every Cenius and Cenius-2TX



C-Mix Super tines with pressure spring overload protection

- ✔ For operating in conditions with only an occasional overload
- ✔ Protects the frame against excessively high forces
- ✔ Automatically resets after triggering – high force ensures a reliable reset
- ✔ Trigger force 600 kg for high operational reliability







Cenius 7003-2TX Ultra with C-Mix Ultra tines

## C-Mix Ultra tines with hydraulic overload protection

For all trailed Cenius-2TX models



C-Mix Ultra tines with hydraulic overload protection

- ✔ For operating in conditions where there is regular triggering
- ✔ Protects the frame against high forces
- ✔ Damped via the hydraulic cylinder when it is reset after triggering – less wear in conditions with a large number of trip cycles
- ✔ Adjustable trip force from 600 to 800 kg for tailored operational reliability

## Ultra overload safety device for the most strenuous of conditions

The strengths of the C-Mix Ultra tine becomes apparent in challenging soil conditions where the tine protection system is being regularly triggered. This hydraulic variant enables the trigger force to be adapted to the conditions and is steplessly adjustable up to 800 kg. This provides a high level of operational reliability, because the machine optimally maintains the desired working depth of up to 35 cm, even under the toughest of conditions, thanks to the high trip clearance of the individual tines. In addition, the Ultra overload protection system protects the cultivator in a unique way: the system, consisting of the hydraulic cylinders installed on the tines and the central nitrogen accumulators, provides a highly damped resetting of the C-Mix Ultra tine after triggering. This also has a very beneficial effect on the wear and tear of the overload protection system, even in the case of frequent triggering.

The number of nitrogen accumulators is adjusted to the respective number of tines so that there is only a small pressure difference when several overload protection devices are triggered simultaneously.

## Stepless adjustment

Stepless adjustment of the system is easily and conveniently carried out from the front on the drawbar. The pressure gauge is also located there and can be easily viewed from the tractor cab for convenient monitoring.

# The shares

The heart of any cultivator



C-Mix coulter 40 mm with fertiliser supply tines for Cenius-2TX

## C-Mix share system

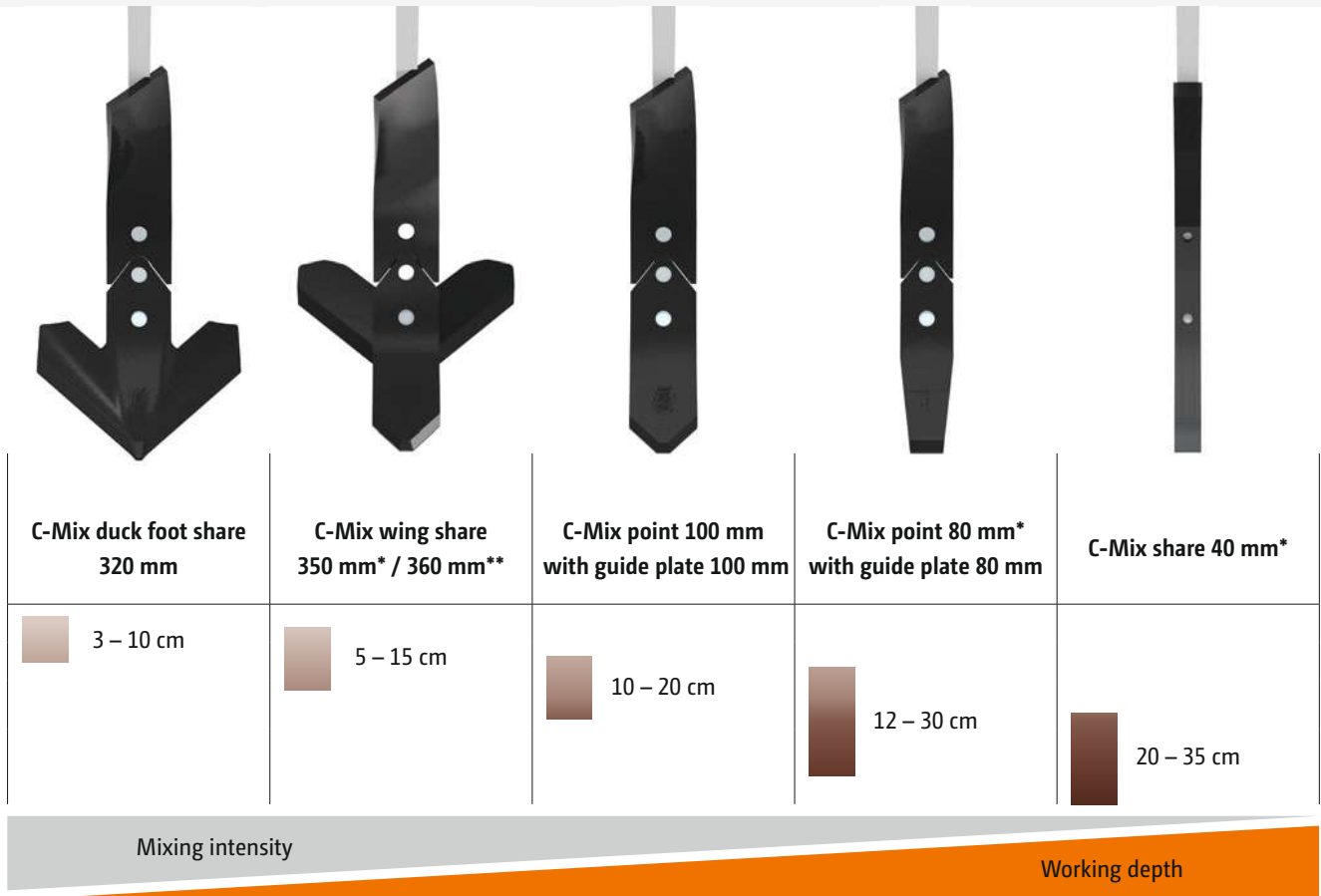
The separation of guide plate from the share point above all serves to reduce wearing metal costs. Depending on soil type, location and soil moisture, 3 to 5 share points can be worn prior to exchanging the guide plate. The new guide plates on the C-Mix share system are manufactured with a spiral design that ensures, in combination with the

optimum radius of the guide plate, the perfect deflection of the soil flow and thus a very high mixing intensity but yet with a lower power requirement. With the proven C-Mix share system AMAZONE offers a wide range of soil-engaging shares.



# C-Mix share system

The right type of share for every field of application



\*also as HD variant

\*\*only for the mounted Cenius

The working depths are just a guideline and will depend on the soil conditions

## HD shares

The 350 mm wing share, the 80 mm point and the 40 mm share are also available as a hardwearing HD version especially for particularly high output rates. During the entire lifespan, the length of the share is maintained. This means

that no readjustment of the working depth is necessary. Depending on application and soil conditions, the service life is up to five times longer than with the standard points.

# Optimum incorporation followed by perfect levelling





# No matter what kind of soil!

## Loosening and mixing

The 3-stagger and 4-stagger layout of the tines in the main frame ensure an intensive and optimum incorporation of straw residues in the top soil. Thanks to the narrow row spacings of less than 30 cm, dry, hard topsoil is worked across the full area. At the same time, the spacious tine to tine spacings and the huge frame height of 80 cm provide a high material passage and ensure the highest operational reliability.

## Large through-passage

The high underframe clearance also provides an undisturbed material flow, even where copious quantities of straw prevail. The following levelling tools evenly level the loosened soil.

## Easy levelling

On all Cenius, the depth setting of the levelling system is carried out quickly, safely and without tools via two spindles. To further improve the operational performance and the level of comfort, AMAZONE now also offers the hydraulic adjustment of the levelling unit. In this way the complete adjustment of the Cenius is possible from the tractor cab. The hydraulic adjustment provides maximum comfort and operational safety. Via the clearly visible scale, the current working depth of the levelling discs is visible from the tractor seat so that a simple and quick adjustment on the move is possible.

The position of the trailing discs or the spring levelling tines for crumbling and levelling is adjusted centrally via the setting spindle, again without the use of tools. Adjustable side elements enable the clean matching up to the next bout.



Spindles for the central adjustment of the levelling unit on the Cenius-2TX



Hydraulic cylinder for setting the depth of the levelling unit



! "The lasered, semi-circular setting scale for levelling system is great."  
(profi Practice test "Trailed cultivators Part 2" · 06/2017)

# Tailored levelling!



460 mm

## Levelling and crumbling


Top-class levelling of the worked soil horizon is the basic requirement for an even reconsolidation. This is why, mounted behind the tine rows, an additional levelling system is attached. Available here is a choice of spring steel closers or smooth and serrated levelling discs.

To ensure a clean matching to the next bout, the side discs and outer spring steel closers are adjustable in their height and angle.

## Spring levelling tines

When used on areas with light soil and low straw content, the Cenius-2TX can be equipped with the more cost-effective spring steel closers.

These spring steel closers are lighter than the levelling discs and feature a spring steel overload safety device. For an optimum matching up at either side, either the adjustable outer spring elements, or the lower-cost rigid outer closers are available.



Spring levelling tines

## Levelling discs

For use in medium to heavy soils, levelling discs behind the tines are recommended.

The serrated 460 mm diameter levelling discs have a powerful mixing effect and provide a consistent drive, even where there are large amounts of straw.

## Reliable disc bearings

The individual concave discs are mounted via elastic sprung rubber buffer blocks and thus feature a maintenance-free overload safety device. The bearings of the discs are, of course, maintenance-free.




The outer closers – individually adjustable in height and angle



# No lubrication ever again

Thanks to the maintenance-free disc bearings



2-row angular contact ball bearing

2 x seal ring (O-Ring)

2 x cast rings with face seal

Face seal built into conical seats

Gear oil filled housing

**Proven 1,000,000 times over!**

## Face seal

With no need to lubricate the disc bearings, this results in a significantly reduced overall maintenance time. Face seals have been used for decades in road construction equipment where rollers on the running gear of caterpillar-tracked vehicles have to be effectively sealed and work with complete reliability under the toughest of operational conditions.

## The benefits

- ✔ Optimal levelling via spring levelling tines or levelling discs, either smooth or serrated
- ✔ Side discs available with individual height and angle adjustment providing a level finish between passes
- ✔ Maintenance-free disc bearings with face seals and life-long lubrication
- ✔ Maintenance-free stone release via rubber sprung elements as standard

# The roller range – reconsolidation and depth control

A wide range of rear rollers for reconsolidating the soil are available for all AMAZONE soil tillage implements. Decide which roller suits your farm best!



Description, diameter		Cage roller* SW 520 mm				Cage roller SW 600 mm				Angle profile roller* WW 580 mm				U-profile roller UW 580 mm				Disc roller DW 600 mm			
Suitability		-	o	+	++	-	o	+	++	-	o	+	++	-	o	+	++	-	o	+	++
Soil suitability	Light, sticky soils (peat)	[Diagram: S-shaped curve]				[Diagram: S-shaped curve]				[Diagram: S-shaped curve]				[Diagram: S-shaped curve]				[Diagram: S-shaped curve]			
	Light soils (sand)	[Diagram: S-shaped curve]				[Diagram: S-shaped curve]				[Diagram: S-shaped curve]				[Diagram: S-shaped curve]				[Diagram: S-shaped curve]			
	Medium soils	[Diagram: S-shaped curve]				[Diagram: S-shaped curve]				[Diagram: S-shaped curve]				[Diagram: S-shaped curve]				[Diagram: S-shaped curve]			
	Heavy soils	[Diagram: S-shaped curve]				[Diagram: S-shaped curve]				[Diagram: S-shaped curve]				[Diagram: S-shaped curve]				[Diagram: S-shaped curve]			
	Heavy soils (clay)	[Diagram: S-shaped curve]				[Diagram: S-shaped curve]				[Diagram: S-shaped curve]				[Diagram: S-shaped curve]				[Diagram: S-shaped curve]			
Working quality	Crumbling	[Diagram: Zigzag curve]				[Diagram: Zigzag curve]				[Diagram: Zigzag curve]				[Diagram: Zigzag curve]				[Diagram: Zigzag curve]			
	Reconsolidation	[Diagram: Zigzag curve]				[Diagram: Zigzag curve]				[Diagram: Zigzag curve]				[Diagram: Zigzag curve]				[Diagram: Zigzag curve]			
	Self-driving ability (less slip)	[Diagram: Zigzag curve]				[Diagram: Zigzag curve]				[Diagram: Zigzag curve]				[Diagram: Zigzag curve]				[Diagram: Zigzag curve]			
	Carrying capacity	[Diagram: Zigzag curve]				[Diagram: Zigzag curve]				[Diagram: Zigzag curve]				[Diagram: Zigzag curve]				[Diagram: Zigzag curve]			
	Insensitive to stones	[Diagram: Zigzag curve]				[Diagram: Zigzag curve]				[Diagram: Zigzag curve]				[Diagram: Zigzag curve]				[Diagram: Zigzag curve]			
	Insensitive to sticky soils	[Diagram: Zigzag curve]				[Diagram: Zigzag curve]				[Diagram: Zigzag curve]				[Diagram: Zigzag curve]				[Diagram: Zigzag curve]			
	Little tendency to block	[Diagram: Zigzag curve]				[Diagram: Zigzag curve]				[Diagram: Zigzag curve]				[Diagram: Zigzag curve]				[Diagram: Zigzag curve]			
Weight/ m working width		97 kg				114 kg				112 kg				125 kg				219 kg			
Rear harrow		optional				optional				optional				optional				optional			
Mounted Cenius 03(-2)		●				●				●				●				●			
Trailed Cenius 03-2TX		-				●				-				●				●			

- less suited  
o suited  
+ well suited  
++ very well suited





## Roller bearings

All rear rollers on AMAZONE soil tillage implements are equipped with bolt-on bearing shafts. This keeps repair work to a minimum in the case of bearing damage. The robust spherical roller bearings provide high reliability and a long service life.



## HD roller bearings

The roller bearings are now available as an option in an HD version for maximum operational reliability and an extreme service life

- ✔ Extreme service life thanks to a metallic face seal
- ✔ Completely maintenance-free with life-long lubrication thanks to the gear oil filling
- ✔ Robust and insensitive due to spherical roller bearings instead of ball bearings



Wedge ring roller KW 580 mm	Wedge ring roller with matrix tyre profile KWM 600 mm	Wedge ring roller with matrix tyre profile KWM 650 mm	Tandem roller TW 520/380 mm	Double U-profile roller DUW 580 mm	Double-disc U-profile roller DDU 600 mm	Double disc roller DDW 600 mm
- ○ + ++	- ○ + ++	- ○ + ++	- ○ + ++	- ○ + ++	- ○ + ++	- ○ + ++
175 kg	178 kg	205 kg	160 kg	185 kg	255 kg	270 kg
optional	optional	optional	-	optional	-	-
●	●	-	●	●	●	●
●	●	●	●	-	●	●



\* only available in 3 m

# Combination of rear roller and harrow

## The perfect supplement to seedbed preparation

For seedbed preparation, the AMAZONE cultivators can also be equipped with a following harrow on many of the rollers. The following harrow creates a very fine-crumbled soil surface structure and thus the perfect germination condi-

tions for the following crops. An additional advantage when using the harrow is the optimised straw distribution.



Harrow system for SW, PW, KW & UW rear rollers



Sprung knife system for WW rear roller



Harrow system for KWM & DW rear rollers



Sprung clearing system for UW rear rollers



Harrow system for TW & DUW rear rollers



# Perfect for shallow soil tillage



Changing over to the double tine harrow is simple, and works in the same way as either the changing over or the mounting or de-mounting of the rear roller because the same roller frame is used.

## No roller, but with the double tine harrow instead

In addition to the already comprehensive rear roller programme, AMAZONE also offers a double tine harrow for the Cenius-2TX. Instead of the targeted reconsolidation of the soil via the rear roller, the double tine harrow, on the contrary, ensures that the crop residues are more evenly distributed and that the surface is optimally levelled. In the spring, the double tine harrow makes shallow operation possible and thus ensures a quicker warming and drying of the soil. Thanks to the universal and flexible application possibilities of Cenius-2TX, these are the perfect all-rounders on any farm.

## The shallow Duo

The double harrow and duckfoot shares are the ideal combination for mechanical weed control and shallow soil tillage. Any capping of the upper 1 to 2 cm of the surface, for instance after rain, is broken up and thus the soil is aerated. Weed and disease carryover is improved because the double tine harrow leaves the grown weeds on the soil surface which then dry out. In this way, any impairment in the crop growth is minimised and the application of crop protection agents is reduced accordingly.

## Why work shallow?

- ✔ The soil is loosened near the surface so that the aeration of the soil, and thus the root growth, is increased
- ✔ An increased activity of the micro-organisms is promoted and thus nutrients are mobilised
- ✔ Minimising any evaporation of water in the soil

Double harrow when shallow cultivating





# The right equipment level for any cultivator

And in any application



Cenius 7003-2TX Super





Fertiliser supply tines with C-Mix 40 shares



## Linkage systems for every tractor

Comprehensive and suitable mounting and drawbar possibilities are available for all soil tillage implements and any tractor. The flange plate allows the easy and quick mounting of any of the linkage options. In addition, the category of the lower linkage can be quickly changed. Only the linkage pins are interchanged for this purpose. As a result, the appropriate linkage can be selected for any tractor, no matter whether Cat. 3, 3N, 4 or 4N lower link cross shafts, various towing eyes or the K80 ball coupling are used.

## Fertiliser supply tines for Cenius-2TX

Supply of the fertiliser is carried out in the shadow of the share. The depth at which the fertiliser is going to be placed can be adjusted via a flap in the fertiliser supply tines. The fertiliser supply tines can be used together with the C-Mix 80 share or with the new C-Mix 40 share.

Adjustment possibilities of the fertiliser position:

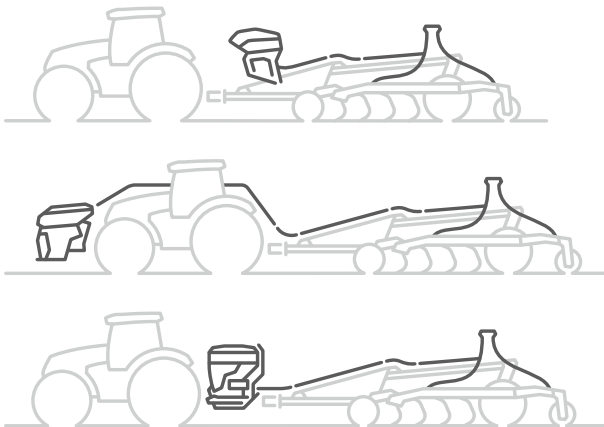
- 1) 100% near the surface
- 2) 50% near the surface/50% under root
- 3) 100% under root

## Traction assistance for Cenius-2TX

- ✔ Increase in tractor traction
  - Weight transfer from the Cenius to the rear tractor axle
  - up to 1,500 kg additional weight on the rear axle
- ✔ Reduction in wheel slip
- ✔ Increase in acreage output
- ✔ Reduction in fuel consumption

# Universal conveying systems – the choice is yours!

Combine the trailed soil tillage range with an optimum seeding system ...



## Advantages of conveying systems with a segmented distributor head

- ✔ Optimum lateral distribution across the entire working width
- ✔ Combination of the different sowing systems
- ✔ High application rates possible
- ✔ Variable with 12 to 48 outlets
- ✔ Part-area, site-specific sowing



Comfortable operation of the GreenDrill 501 via the ISOBUS terminal

Model	Hopper capacity (l)
<b>Catch crop seeders</b>	
GreenDrill 200	200
GreenDrill 501	500
<b>Mounted front hopper</b>	
FTender 1600	1,600
FTender 2200	2,200
<b>Rear hopper</b>	
XTender 4200	4,200

## ... it makes no difference whether it's the GreenDrill, XTender or FTender

The universal conveying system enables you to combine your Cenius with various different sowing systems. For example, the GreenDrill 501, with its 500 l hopper capacity, can be used in exactly the same way as the front or rear hoppers with their respective capacities of 1,600 to 4,200 l. In addition to sowing catch crops, other seeds or even mineral fertilisers such as micro-granules can be applied.



Easy exchange of the metering rollers



# GreenDrill

Universal catch crop seeder box for fine seed and catch crops



Ceenius 3003 Special with GreenDrill 200 seeder box

## Catch crop sowing and soil tillage in one operational pass

AMAZONE offers the GreenDrill 200 and GreenDrill 501 seeder boxes that enable the direct application of catch crops in combination with a soil tillage tool. The GreenDrill seeder boxes have a capacity of either 200 l or 500 l and are easily accessible via steps.

### The benefits

- ✔ Application of catch crops and fine seeds during soil tillage
- ✔ High application rates are also possible as a result of different metering rollers
- ✔ Even distribution via baffle plates
- ✔ Safe and convenient access via steps
- ✔ Precise metering with excellent lateral distribution
- ✔ Comfortable machine control via ISOBUS (GD 501) possible, thereby enabling part-area, site-specific processing of application maps
- ✔ Easy machine control of the GreenDrill 200 via the 5.2 in-cab terminal



GreenDrill 501: for all trailed machines – with a 500 l hopper capacity and hydraulic blower fan



GreenDrill 501 in use with the Ceuus 5000-2TX Ultra



In-cab terminal 5.2 for the GreenDrill 200





# FTender, XTender

Mounted front and rear hoppers for higher outputs



XTender 4200 with a capacity of 4,200 l





FTender 1600 mounted front hopper with a capacity of 1,600 l

## FTender

AMAZONE offers a universal mounted front hopper for versatile use in combination with seed drills and soil tillage equipment in the shape of the FTender with a capacity of 1,600 or 2,200 l.

Thanks to their complete ISOBUS integration, the hoppers can be operated via the ISOBUS operator terminal. The application rate can even be provided via an application map on a part-area, site-specific basis as well as being used in combination with GPS-Switch (SectionControl).



XTender 4200 mounted hopper with a capacity of 4,200 l

## XTender

AMAZONE also offers two rear hoppers with a capacity of 4,200 l in the shape of the XTender (mounted) and the XTender-T (trailed). Both rear hoppers also feature a twin outlet pressurised hopper with a 50/50 split, so that two different materials, such as fertiliser and seed, can be applied simultaneously.

### Advantages of conveying systems with a segmented distributor head

- ✔ Highly efficient as a result of the large hopper capacity
- ✔ Lower machine costs owing to more flexibility and more applications
- ✔ Precise working due to its completely integrated ISOBUS control



FTender 1600 mounted front hopper with Cenius-2TX



# AMAZONE – always in your vicinity

Your satisfaction is our challenge



## The satisfaction of our customers is the most important objective

We rely on our expert sales partners for this. Also for service queries they are the reliable contact partner for end users and contractors. Due to continuous training, our sales partners and service technicians are always up to date when it comes to looking after our state-of-the-art technology.

## We provide you with a first class spare parts service

The spare parts centre in Tecklenburg-Leeden is the base for our worldwide spare parts logistics system. This ensures optimum availability of spare parts, even for older machines.

Orders for parts in stock at the Tecklenburg-Leeden spare parts centre which, if placed by 5 p.m., leave our premises the same day. 42,000 different spare parts and wearing metal parts are handled and stored via our modern warehousing system. Up to 1,000 orders are sent out to customers every day.





## Better to choose the original right from the start

Your machines are subjected to extreme use! The quality of AMAZONE spare parts and wearing metal offers you the reliability and security you need for efficient soil tillage, precise sowing, professional fertilisation and successful crop protection.

Only original spare parts and wearing metal parts provide the durability and functionality expected from AMAZONE machinery. This guarantees an optimum quality of work. Original parts at fair prices pay for themselves in the end.

So opt for the original!

### The advantages of original spare parts and wearing metal parts

- ✔ Quality and reliability
- ✔ Innovation and efficiency
- ✔ Immediate availability
- ✔ Higher resale value of the used machine


## SmartLearning – Interactive driver training on the App or on a computer

With the "SmartLearning" tool as an App on your smartphone, on-line or as a download version for your computer, AMAZONE offers a useful function to make it easier for you to work efficiently with our machinery and terminals.

"SmartLearning" is an interactive training programme which gives drivers the opportunity to familiarise themselves with the operation of the machine before using it for the first time. However, experienced drivers can also refresh their knowledge here, in order to make even better use of the potential performance of their machine.

Via our homepage as an on-line version or for download: [www.amazone.net/smartlearning](http://www.amazone.net/smartlearning)

Or as an App on your smartphone:



# Technical data

## Cenius and Cenius-2TX

Cenius mounted cultivator		Cenius 3003 Special/Super	Cenius 3503 Super	Cenius 4003 Super	Cenius 4003-2 Special/Super
Working width (m)		3.00	3.50	4.00	4.00
Execution		rigid	rigid	rigid	folding
Transport width (m)		3.00	3.50	4.00	3.00
Transport length with road lights (m)		3.80	3.80	3.80	3.80
Transport height (m)		–	–	–	–
Weight base machine (kg) in simplest specification <sup>3</sup>	Special	1,482	–	–	2,415
	Super	2,024	2,209	2,402	3,065
Linkage		3-point linkage (Cat. III)			
Number of tines		11	12	13	13
Tine execution	Special	C-Mix Special tines with shear bolt overload safety protection			
	Super	C-Mix Super tines with pressure spring overload protection			
Number of tine rows		3			
Tine spacing in the row (mm)		810	870	855	855
Tine spacing (mm)		273	291	286	286
Frame height (mm)		800			
Depth of work (cm)		5–35 <sup>4</sup>			
Maximum operational speed (km/h)		8–15			
Power requirement from (kW/hp)		90/125	105/140	147/200	147/200
No. of d/a tractor spool valves		0, 1 <sup>1</sup> , 2 <sup>2</sup>	0, 1 <sup>1</sup> , 2 <sup>2</sup>	0, 1 <sup>1</sup> , 2 <sup>2</sup>	1, 2 <sup>1</sup> , 3 <sup>2</sup>

Cenius-2TX trailed cultivator		Cenius 4003-2TX Super/Ultra	Cenius 5003-2TX Super/Ultra	Cenius 6003-2TX Super/Ultra	Cenius 7003-2TX Super/Ultra
Working width (m)		4.00	5.00	6.00	7.00
Operational speed (km/h)		8–15			
Depth of work (cm)		5–35 <sup>4</sup>			
No. of tines		13	17	21	25
Tine execution	Super	C-Mix Super tines with pressure spring overload protection			
	Ultra	C-Mix Ultra tines with hydraulic overload protection			
Tine spacing (mm)		307	294	286	280
Power requirement from/to (hp)		50–80			
Transport length (m)		9.30–10.10			
Transport width (m)		3.00			
Transport height (m)		2.80	3.10	3.70	4.00
Weight base machine (kg) in simplest specification <sup>3</sup>	Super	5,682	6,531	7,677	8,520
	Ultra	5,502	6,276	7,372	8,140
Permitted support load (kg)		1,550			
Number of tine rows		4			
Frame height (mm)		800			
No. of d/a tractor spool valves		2, 3 <sup>1</sup> , 4 <sup>2</sup>			

<sup>1</sup> with hydraulic depth adjustment    <sup>2</sup> with hydraulic adjustment of the levelling unit

<sup>3</sup> with mechanical depth setting, traffic lights, twin-circuit air braking system, 40 mm C-Mix share, levelling discs, SW 600

<sup>4</sup> Only with 40 mm C-Mix share



# Technical data

## FTender mounted front hopper and XTender rear hopper

FTender mounted front hopper	FTender 1600	FTender 1600 with front tyre packer	FTender 2200	FTender 2200 with front tyre packer	FTender 2200 C
Hopper capacity(l)	1,600		2,200		
No. of metering units	1				2
No. of spool valves required	1 single-acting (front) with pressure-free return				
Oil flow from (l/min)	28				
Attachment to tractor	3-point linkage mounted Cat. 3/4N				
Permissible total weight (kg)	3,421	3,421	4,118	4,118	4,203
Overall width (mm)	2,504	2,504	2,504	2,504	
Fill height (mm)	1,402	1,581*/1,737	1,582	1,762*/1,917	
Overall length (mm)	1,698	2,093	1,698	2,093	
Unladen weight (kg)	526	1,111	661	1,246	783

\*Packer in transport/working position

XTender rear hopper	XTender 4200	XTender-T 4200 (only available in Russia)
Hopper capacity(l)	4,200	
Maximum pulling power (hp)	600	
Ratio of hopper split	50/50	
No. of spool valves required	1 single-acting spool valve with pressure-free return	1 single-acting spool valve with pressure-free return, 1 double-acting
Attachment to tractor	3-point linkage Cat. 3/4N	Lower linkage ball coupling towing eye
Machine mounting	Lower linkage Cat. 3/4N	Lower linkage ball coupling towing eye
Permissible support load on linkage (kg)		
Lower linkage	3,000	4,000
Ball coupling	–	4,000
Flange drawbar	–	3,500
Permissible total weight (kg)	7,200	12,000
Overall width (m)	2.90	2.90
Fill height (m)	2.12	2.80
Overall length (m)	1.98	6.00
Unladen weight (kg)	1,300	3,400

Illustrations, content and technical data are not binding and may differ depending on the level of equipment. Country-specific road traffic regulations apply and must be complied with, meaning that special approval may be required. The permissible axle loads and total weights of the tractor should be checked. Not all the listed combination options are possible with all tractor manufacturers.





# AMAZONE



Illustrations, content and technical data are not binding and may differ depending on the level of equipment. Country-specific road traffic regulations apply and must be complied with, meaning that special approval may be required. The permissible axle loads and total weights of the tractor should be checked. Not all the listed combination options are possible with all tractor manufacturers.



**AMAZONEN-WERKE H. DREYER SE & Co. KG**  
P. O. Box 51 · 49202 Hasbergen-Gaste/Germany  
Phone +49 (0)5405 501-0 · Fax +49 (0)5405 501-193